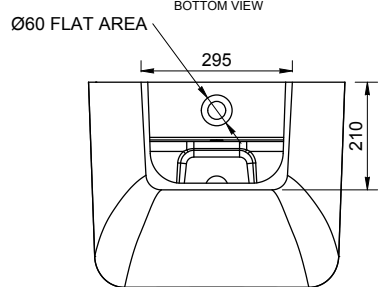
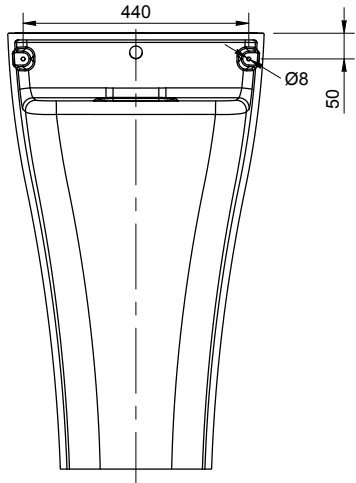
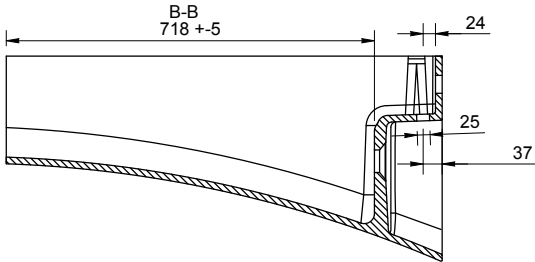
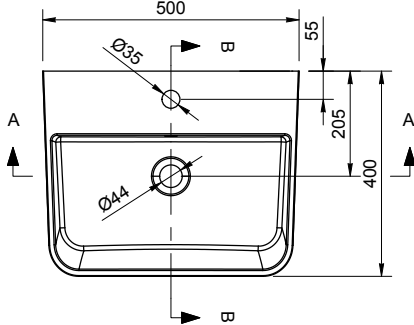


REV		DATE	DESCRIPTION	DRAWN	CHECKED
1		19/02/21	DRAWING CREATED	MF	MF



NOTES
M8 STEEL BEARINGS

TOLERANCE TOTAL	LENGTH	+3 / 0mm	CREATED	19/02/21	DRAWN BY	MF	CHECKED BY	MF	DRAWING TITLE	HAYDON FS BASIN	DRAWING No.	HAY-WB-FS	CURRENT REV.	1	VARIANT 1 - GLOSS FINISH	HAY-WB-FS-GW	SHEET	1/1	A3	SCALE	1:10									
	WIDTH	+2 / 0mm																												
	HEIGHT	+2 / -2mm																												
	TOL. HEIGHT SIDE WALLS	≤ 25mm	+1 / -1mm																											
		> 25mm	+2 / -2mm																											
TOLERANCE HOLES LOCATION		+3 / -3mm																												
TOLERANCE HOLES DIAMETER		+1 / -1mm																												
TOLERANCE PLANE BENDING		+1.5 / -1.5mm																												
															THE LUXURY BATH COMPANY		OVERFLOW		YES	WASTE			REGULAR	TAPESIZE		1		MAIN DIMENSIONS		500 X 400 X 850
															NET WEIGHT		29kg		GROSS WEIGHT		33.5g		BATH VOLUME		FULL = ***L OVERFLOW= ***L					